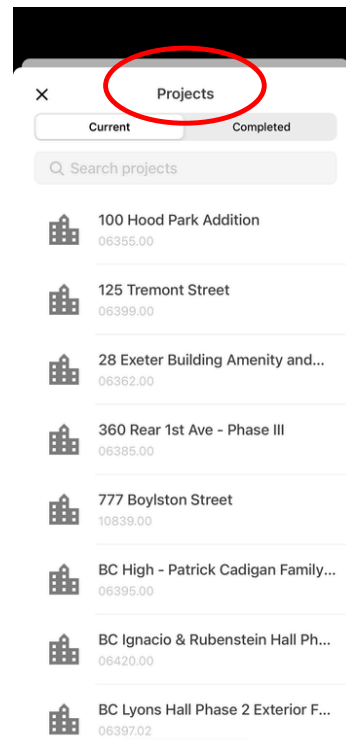
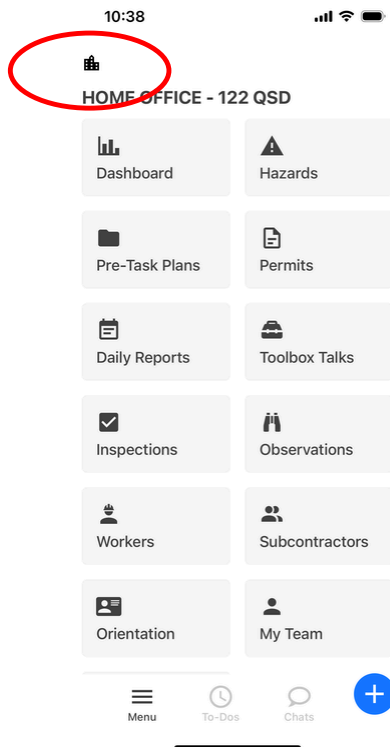




SiteForm Audits

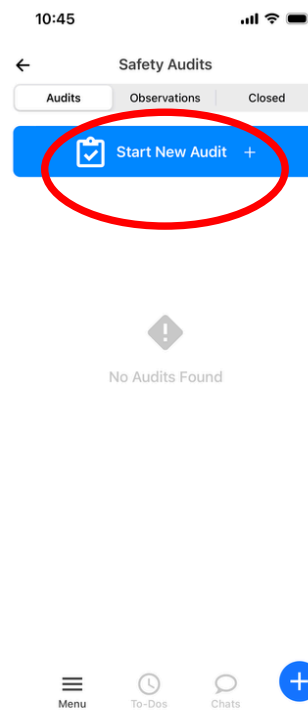
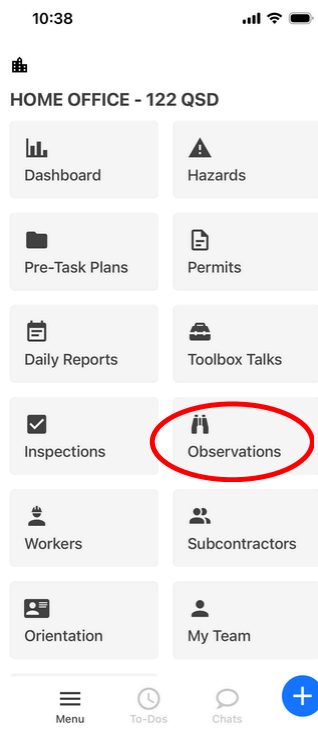
1

- Log into SiteForm
- Choose project by clicking the building icon in the upper left hand corner



2

- Select "Observations" then "Start New Audit"





SiteForm Audits



3

- Select the type of inspection you are performing, then click "Start Audit"

***Note - "General" is an all-around safety inspection, or you can choose a specific category for a more focused inspection**

10:45 HOME OFFICE - 122 QSD

New Audit

Select the Inspection you are performing

Done

- General
- Administration
- Blasting
- Concrete
- Confined Space
- Cranes & Hoisting Equipment
- Demo
- Electrical
- Environmental

Start Audit

10:45 HOME OFFICE - 122 QSD

New Audit

Select the Inspection you are performing

General

Start Audit

4

- Enter company name, then choose a category

10:44 HOME OFFICE - 122 QSD

General Inspection

Started On

Mar 26, 2025

Summary

Safe: 0

Unsafe: 0 Open: 0 Corrected: 0

Company

Lee Kennedy Company

Choose a Category

- Energy Wheel
- Administration
- Blasting
- Concrete
- Confined Space
- Cranes & Hoisting Equipment



SiteForm Audits

5

- Mark as “safe” or “unsafe”

10:47

Concrete

Company
Lee Kennedy Company

Concrete bucket	<input type="checkbox"/> Safe	<input type="checkbox"/> Unsafe
Concrete deliveries controlled by spotter	<input type="checkbox"/> Safe	<input type="checkbox"/> Unsafe
Concrete delivery line is pinned	<input type="checkbox"/> Safe	<input type="checkbox"/> Unsafe
Concrete hose condition	<input type="checkbox"/> Safe	<input type="checkbox"/> Unsafe
Concrete pump is properly set up	<input type="checkbox"/> Safe	<input type="checkbox"/> Unsafe
Controlled access zones established	<input type="checkbox"/> Safe	<input type="checkbox"/> Unsafe
Employees protected from silica	<input type="checkbox"/> Safe	<input type="checkbox"/> Unsafe
Exposed skin is protected	<input type="checkbox"/> Safe	<input type="checkbox"/> Unsafe
Eye wash station available	<input type="checkbox"/> Safe	<input type="checkbox"/> Unsafe
Formwork drawings on-site	<input type="checkbox"/> Safe	<input type="checkbox"/> Unsafe
Formwork/rebar properly installed and braced	<input type="checkbox"/> Safe	<input type="checkbox"/> Unsafe

Done

6

- If “unsafe”, follow the steps to create an observation. Include a photo if helpful. Click “Create Observation” when finished.

Create Observation

☐ Photo

Company: Lee Kennedy Company

Category: Concrete
Concrete deliveries controlled by spotter

Description
Description

Location
Location

Select risk Level
☐ Unsafe - Low ☐ Unsafe - Moderate ☐ Unsafe - High ☐ Unsafe - SIFp

Number of Findings: 1

Corrected?:
☐ Yes ☐ No

Date Corrected : Mar 26, 2025
Yesterday + NOW ✓
Select date +

Corrected By (1)
Molly Santora

Corrective action taken
Corrective action taken

Root cause of the problem
Root cause of the problem

✓ Create Observation



SiteForm Audits



7

- Select “Done” to return to general observation page
- Complete any other necessary category observations, then select “Submit and Complete”

10:56

Concrete

Company

Lee Kennedy Company (3)

Concrete bucket	1+	Unsafe
Concrete deliveries controlled by spotter	Safe	1+
Concrete delivery line is pinned	1+	Unsafe
Concrete hose condition	Safe	Unsafe
Concrete pump is properly set up	Safe	Unsafe
Controlled access zones established	Safe	Unsafe
Employees protected from silica	Safe	Unsafe
Exposed skin is protected	Safe	Unsafe
Eye wash station available	Safe	Unsafe
Formwork drawings on-site	Safe	Unsafe
Formwork/rebar properly installed and braced	Safe	Unsafe

Done

10:55

HOME OFFICE - 122 QSD

Personnel/Material Hoists	>
Piledriving	>
Respiratory Protection	>
Scaffolds	>
Scissor & Aerial Lifts	>
Silica	>
Site & Public Protection	>
Slurry Wall	>
Steel Erection	>
Training	>
Welding & Cutting	>

☒ Distribute observation(s)

Submit and Complete

8

- Sign to complete Audit

11:00

X

Draw your signature above to sign and complete this Audit

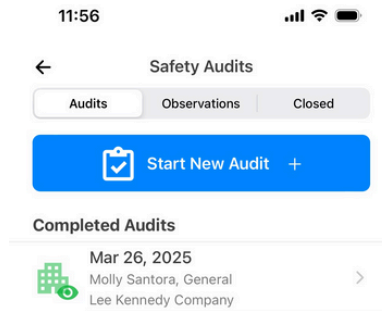


SiteForm Audits



9

• Completed Audits will appear



Note: You can also create and assign “To-Do” assignments in SiteForm

